


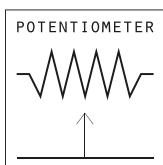
D241

— WIRE
CRACKMETER

EXTENSOMETERS
& JOINTMETERS



WIRE CRACKMETER



The wire crackmeter, also known as a wire extensometer, is designed to monitor the changes in the distance between two anchor points located up to 30 m apart.

The wire crackmeter consists of a transducer, an opposing anchor, and a wire that runs between the transducer and the opposing anchor. The transducer is housed in a stainless steel enclosure and supplied with a mounting plate. The opposing anchor is an eyebolt expansion bolt. The wire is stainless steel and supplied with clip.

APPLICATIONS

- monitoring large displacements associated with landslides
- monitoring rockfalls and topple landslides
- monitoring surface faults associated with settlements or horizontal displacements

FEATURES

- Large measurement range, up to 2000 mm (6.5')
- rugged enclosure designed for harsh conditions
- wire can be extended to span a distance of 30m

 Meets the essential requirements of the EMC Directive 2014/30/EU

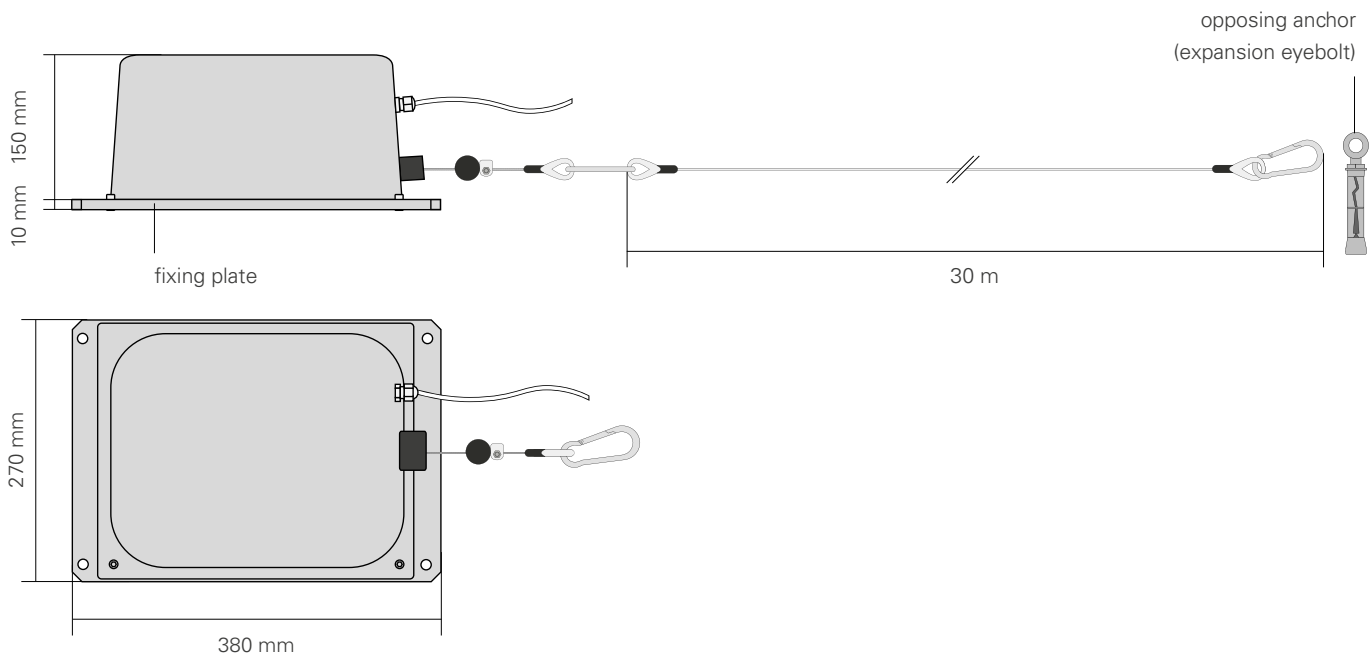
TECHNICAL SPECIFICATIONS

PRODUCT CODE	0D241A20000
Measurement principle	rotative potentiometer and thermistor
Mechanical range	2000 mm (6.5")
Electrical range	240 mm (9.5") per complete rotation ⁽¹⁾
Resolution	0.03 mm
Accuracy	± 1 mm (depends mainly on the thermal effect on the steel wire)
Repeatability	± 0.03 mm
Signal output	4-20 mA (current loop) for displacement, resistance for thermistor
Power supply	12-24 V DC
Wire	stainless steel, Ø 2 mm
Maximum wire tension	8 kg / 30 m long
Maximum wire length	up to 30 m with wire extension kit (distance between transducer and anchor target)
Operating temperature	-20°C +60°C
Housing size and protection	380 x 270 x 160 mm (15 x 11 x 6.5"), IP65
Anchors	No. 4 SL M 8 expansion bolts (Ø 14 mm) for transducer housing No.1 SL M 8 expansion eyebolt (Ø 14 mm) for opposing anchor
Material	stainless steel
Signal cable	0WE104K00ZH
Max. cable length to logger ⁽²⁾	1000 m (for more information see FAQ#77)

(1) A full rotation of potentiometer is about 240mm of displacement. Reading resets to zero after each rotation.

(2) refer to FAQ section of Sisgeo website: www.sisgeo.com/assistance/faq.html

PHYSICAL FEATURES



ACCESSORIES AND SPARE PARTS

WIRE EXTENSION KIT OD241W30EXT

Wire extension kit include 30 m steel wire (Ø 2 mm), 2 stainless steel redances, 2 copper clamps and snap hook.

OWE104K00ZH 4-WIRE SIGNAL CABLE

Electrical cable with 2 pairs of 22 AWG wire and LSZH jacket. External diameter 7.4 mm. Rated for -30° to + 80°C.

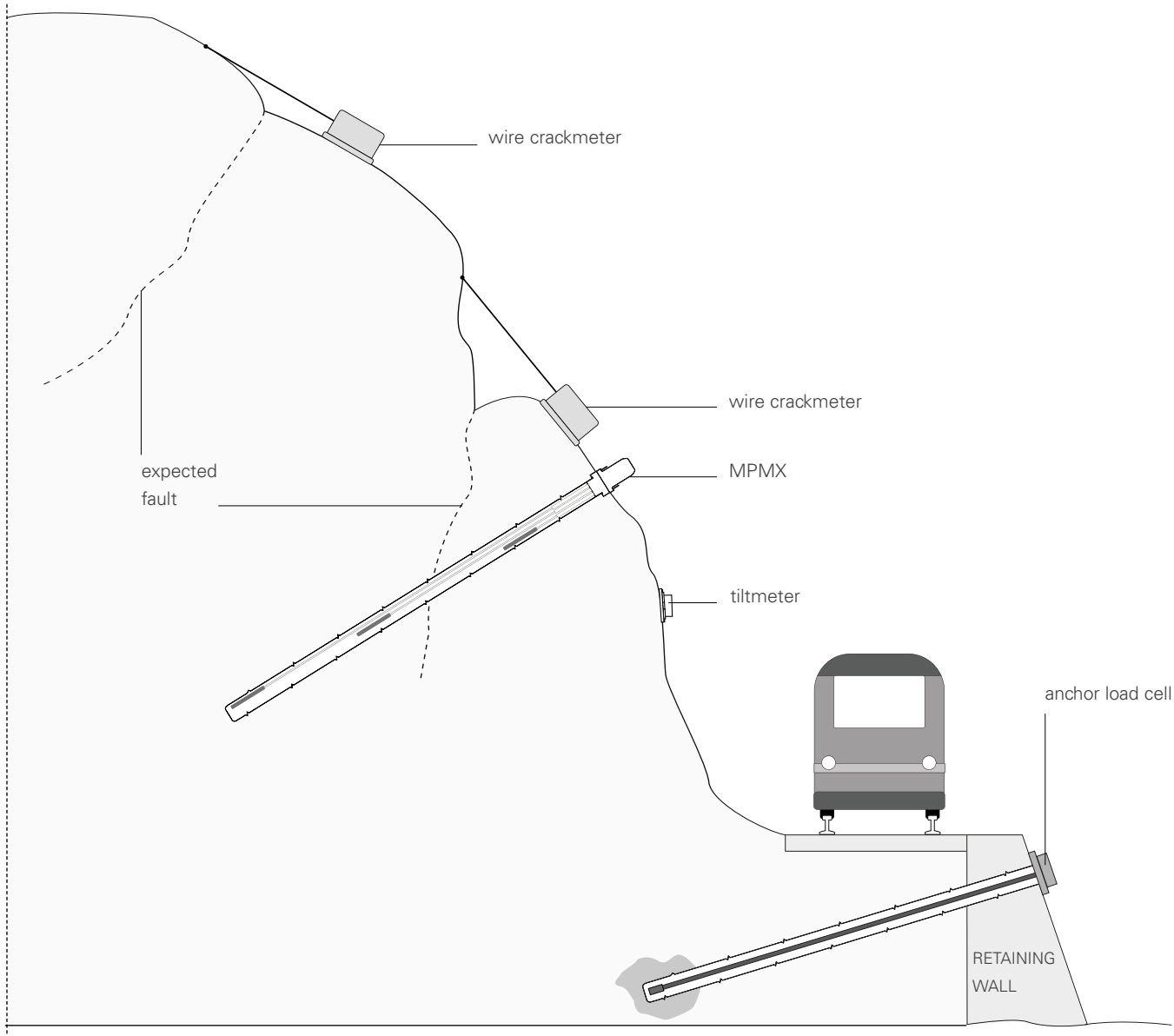
OEPDP004W00 OVERVOLTAGE PROTECTION JB

IP65 plastic junction box with tripolar overvoltage protections for instruments up to 4 wires. Overvoltage protection must be connected to earth ground.

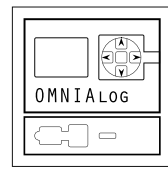
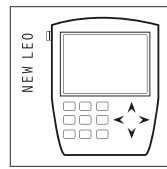
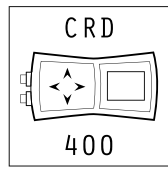


Wire crackmeter installed in a manhole with over voltage protection box

LANDSLIDE APPLICATION



READABLE BY



Refer to separate datasheets for further information.

All the information in this document is the property of Sisgeo S.r.l. and should not be used without permission from Sisgeo S.r.l. We reserve the right to change our products without prior notice. The datasheet is issued in English and other languages. In order to avoid discrepancies and disagreement on the interpretation of the meanings, Sisgeo Srl declares that English Language prevails.

SISGEO S.R.L.
 VIA F. SERPERO 4/F1
 20060 MASATE (MI) ITALY
 PHONE +39 02 95764130
 FAX +39 02 95762011
 INFO@SISGEO.COM

TECHNICAL ASSISTANCE
 SISGEO offers customers e-mail and phone assistance to ensure proper use of instruments and readout and to maximize performance of the system.

For more information, email us: assistance@sisgeo.com